

# PRIMA VISTA BEISPIELE

## ORCHESTERMODUL, AP (GOLD)

### Kleine Trommel im Orchestermodul, AP (Gold), Beispiel 1

R L R R L R L L

Musical score for Example 1, Snare Drum, 4/4 time signature. The score consists of four staves. The first staff begins with a dynamic marking of *f*. The second staff continues the rhythmic pattern. The third staff features a dynamic marking of *p* and includes a crescendo hairpin. The fourth staff concludes with a dynamic marking of *mf* and a decrescendo hairpin. The notation includes various rhythmic values, accents, and slurs.

### Kleine Trommel im Orchestermodul, AP (Gold), Beispiel 2

Musical score for Example 2, Snare Drum, 2/4 time signature. The score consists of three staves. The first staff begins with a dynamic marking of *f* and includes triplet markings. The second staff continues with triplet markings and a dynamic marking of *p*. The third staff concludes with a dynamic marking of *f* and a decrescendo hairpin. The notation includes various rhythmic values, accents, and slurs.

*Kleine Trommel im Orchestermodul, AP (Gold), Beispiel 3*

Three staves of music for snare drum in 6/8 time. The first staff begins with a dynamic marking of *f* and features a series of eighth-note patterns with rests. The second staff includes a dynamic marking of *p* and contains triplet markings over eighth notes. The third staff continues the rhythmic patterns with accents and rests.

*Pauken im Orchestermodul, AP (Gold), Beispiel 1*

Three staves of music for tom-toms in 2/4 time. The first staff starts with a dynamic marking of *f* and includes markings for *pp* and *p*. The second staff features a dynamic marking of *f* and a *cresc.* marking. The third staff continues with a dynamic marking of *f*.

*Pauken im Orchestermodul, AP (Gold), Beispiel 2*

Two staves of music for tom-toms in 4/4 time. The first staff begins with a dynamic marking of *p* and includes triplet markings over eighth notes, ending with a dynamic marking of *mf*. The second staff starts with a dynamic marking of *f* and continues with triplet markings over eighth notes.


Two staves of musical notation in bass clef. The first staff begins with a quarter note, followed by eighth notes, and ends with a quarter rest. The second staff starts with a *mf* dynamic marking, followed by a triplet of eighth notes, and ends with a quarter rest.

*Pauken im Orchestermodul, AP (Gold), Beispiel 3*

Three staves of musical notation in bass clef, 2/4 time signature. The first staff starts with a *f* dynamic, followed by a *p < f* dynamic, and ends with a *p* dynamic. The second staff features dynamics *< f*, *p*, *ff*, and *p < f*. The third staff begins with a *p < f* dynamic.

*Pauken im Orchestermodul, AP (Gold), Beispiel 4*

Three staves of musical notation in bass clef, 4/4 time signature. The first staff starts with a *f* dynamic. The second staff begins with a *mf* dynamic and ends with a *pp* dynamic. The third staff contains a continuous eighth-note pattern.



*Stabspiele im Orchestermodul, AP (Gold), Beispiel 1*

Three staves of music in treble clef, 3/4 time, with a key signature of two flats. The first staff begins with a dynamic marking of *f*. The second staff ends with a dynamic marking of *mf*. The third staff has a dynamic marking of *f* under a long horizontal line spanning several measures.

*Stabspiele im Orchestermodul, AP (Gold), Beispiel 2*

Three staves of music in treble clef, 2/4 time, with a key signature of two flats. The first staff begins with a dynamic marking of *mf*. The second staff has a dynamic marking of *f* under a long horizontal line. The third staff features several accents (>) over notes.

**Stabspiele im Orchestermodul, AP (Gold), Beispiel 3**

Three staves of music in 2/4 time, marked *f*. The first staff begins with a treble clef and a key signature of one sharp (F#). The music consists of rhythmic patterns and chords across the three staves.

**Drumset im Orchestermodul, AP (Gold), Beispiel 1**

Three staves of drumset notation in 4/4 time. The notation uses 'x' marks to represent drum hits. The first staff shows a pattern of eighth notes and quarter notes. The second and third staves show more complex patterns, including sixteenth notes and eighth notes.

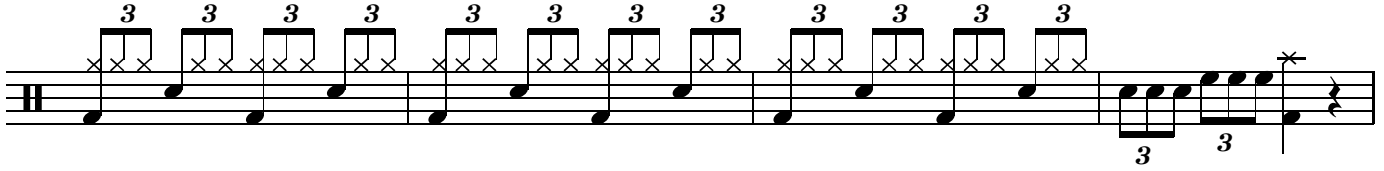
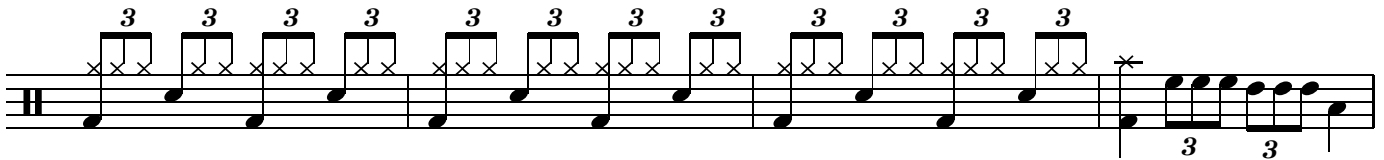
**Drumset im Orchestermodul, AP (Gold), Beispiel 2**

Two staves of drumset notation in 4/4 time. The first staff is labeled with the pattern "R L R L R L R L" above the notes. The notation uses 'x' marks to represent drum hits. The second staff shows a similar pattern with some rests.

Four staves of musical notation for a drum set. The first staff shows a series of eighth-note patterns with 'x' marks above them, indicating cymbal use. The second staff features a steady eighth-note pattern. The third staff includes two 'R' markings above the notes. The fourth staff continues with eighth-note patterns and rests.

**Drumset im Orchestermodul, AP (Gold), Beispiel 3**

Four staves of musical notation for a drum set. The first staff is in 4/4 time and features a pattern of triplets (marked with '3') and eighth notes. The second staff includes the notation 'R L R L R L' above the notes, followed by a series of triplets. The third staff continues with a sequence of triplets. The fourth staff shows a pattern of eighth notes with accents (>) and triplets.



Die Beispiele wurden folgenden Unterrichtswerken entnommen:

- E. Kopetzki, Snare Race
- R. Hochrainer, Übungen für Kleine Trommel
- E. Keune, Kleine Trommel
- R. Hochrainer, Etüden für Timpani
- G. Whaley, Fundamental Studies for Timpani
- G. Whaley, Musical Studies for the intermediate Timpanist
- G. Whaley, Fundamental Studies for Mallets
- G. Whaley, Musical Studies for Intermediate Mallet Player
- G. Bomhof, Schule für Mallets 2
- T. Hapke, 66 Drumsolos for the Modern Drummer
- G. Bergauer, Drumsetsolos 1